



Metris

Maintenance Information



4475843004

Order no. T447 0050 13 Part no. 447 584 30 04 Edition A-2019

Mercedes-Benz



Thank you for choosing the new Metris

Thank you for choosing Metris. With ownership of a Metris comes our promise to support you whenever and wherever necessary. We look forward to assisting you with our world-wide service network, our products, services and warranties for the duration of your vehicle's service life.

Please read this Maintenance Booklet and the Operating Instructions carefully to ensure that your vehicle runs properly.

Vehicle safety and operational reliability are two very important factors. Regular maintenance services are required to ensure these.

We continuously strive to improve our products and ask for your understanding that we reserve the right to make changes to the regular service and maintenance work for our vehicles.

The information in this Maintenance Booklet is accurate at time of printing. Service and maintenance work planned and carried out by an authorized Mercedes-Benz Center is based on the current service information for the age and/or mileage of your vehicle. You can obtain information on the required modifications to the scope of service and maintenance work on your vehicle from an authorized Mercedes-Benz Center.

PLEASE OBSERVE

WE STRONGLY RECOMMEND THAT YOU HAVE YOUR VEHICLE SERVICED AT AN AUTHORIZED MERCEDES-BENZ DEALER WHICH IS FULLY EQUIPPED TO PROVIDE THIS SERVICE AND THAT WILL ENSURE GENUINE MERCEDES-BENZ PARTS ARE USED.


THE USE OF DEFECTIVE OR NON-EQUIVALENT PARTS CAN RESULT IN YOUR EMISSIONS PERFORMANCE WARRANTY CLAIM BEING DENIED.


Symbols


The following symbols are used in this Maintenance Booklet:


WARNING

Warning notices draw your attention to hazards that may endanger your health or life, or the health or life of others.

 Highlights hazards that may result in damage to your vehicle.

 Helpful tips or other useful information.

 This symbol informs you where you can find further information on a topic.

 This continuation symbol indicates that a warning or procedure is continued on the next page.

Vehicle sales/Vehicle warranty issuer/Spare parts sales organization

Mercedes-Benz Canada Inc.
98 Vanderhoof Avenue
Toronto, ON M4G 4C9
<http://www.mercedes-benz.ca>
Customer services:
1-800-387-0100

Vehicle data

This Maintenance Booklet contains a practical record page in the "Confirmations" section, on which you can record your vehicle data.

Publication details

Internet

Further information about Mercedes-Benz vehicles and Daimler AG can be found on the following websites:

www.mercedes-benz.com

www.mercedes-benz.ca

Editorial office

You are welcome to forward any queries or suggestions you may have regarding these Operating Instructions to the technical documentation team at the address on the inside of the front cover.

© Mercedes-Benz Canada, Inc.

Mercedes-Benz Canada, Inc. is a Daimler enterprise.

Not to be reprinted, translated, or otherwise reproduced, in whole or in part, without written permission.

| | |
|---|----------|
| Maintenance information | 2 |
| Maintenance information | 2 |
| Mercedes-Benz Maintenance | 2 |
| Special maintenance require- ments | 2 |
| Digital maintenance report | 3 |
| Tire rotation | 3 |
| Regular checks | 3 |
| Exhaust system maintenance | 4 |
| Emission Control System Caution - Gasoline Engines | 4 |
| Description of Emission System Maintenance Jobs | 4 |
| Changing engine oil and replac- ing engine oil filters | 4 |
| Replacing the air filter | 4 |
| Replacing the fuel filter | 4 |
| Check engine poly-V-belt condi- tion | 5 |
| Replace spark plugs | 5 |
| Service records | 5 |

| | |
|---------------------------|----------|
| Confirmation | 6 |
| Vehicle data | 6 |
| Tire rotation | 6 |

Maintenance information

 **WARNING**

If you do not have the prescribed service/maintenance work or any required repairs carried out, this can result in malfunctions or system failures. There is a risk of an accident.

Always have the prescribed service/maintenance work as well as any required repairs carried out at a qualified specialist workshop.

Always observe the service display in the instrument cluster. Have the specified maintenance carried out within the remaining time period or the remaining distance.

Under no circumstances should the maintenance interval exceed 25000 km or 12 months.


The sequence of Metris service scopes is A-B. The first service A is followed by the first service B.

The time between individual maintenance due dates can be extended by:

- driving with care at medium engine speeds
- avoiding short distances, at which the engine does not reach the operating temperature

For information on the maintenance interval display, see the Operating Instructions.

Additional maintenance work is taken into account depending on time and distance. Additional work includes maintenance work carried out due to technical requirements, in cases of wear or work carried out on any optional equipment which might require service. This work is carried out and invoiced separately.

-  You can obtain up-to-date information concerning the maintenance of your vehicle at any time from a qualified workshop, e.g. an authorized Mercedes-Benz Center. This could be an overview of the maintenance work or any additional maintenance work, for example.

Always have the specified service and maintenance work carried out on schedule and documented according to requirements. Not doing so could lead to the loss of warranty claims

after a report on the damaged part has been presented by the manufacturer.

We are continually working to improve and further develop our vehicles. Therefore, please appreciate that we must reserve the right to make modifications to the scope of servicing and maintenance.

Mercedes-Benz Maintenance

A comprehensive and well-equipped network of authorized Mercedes-Benz Centers is available to you to perform maintenance work. Your authorized Mercedes-Benz Dealer can ensure that your vehicle is professionally and thoroughly maintained and repaired.

You can find detailed information on the warranty terms and conditions and scope of cover in the service and warranty information booklet.

Please observe the instructions for service and maintenance work, even if you allow a third party to use the vehicle and entrust them with the care of the vehicle. This is the only way to ensure that your warranty rights are not affected.

We strongly recommend that you have your vehicle maintained at a Mercedes-Benz Dealer which is fully equipped to provide this service.

Please note that engines have to be maintained in accordance with special instructions and using special measuring equipment to comply with legal requirements concerning exhaust emissions. Modifying or tampering with components of the emission control system is not permitted.

Your authorized Mercedes-Benz Dealer is familiar with the applicable regulations.

Special maintenance requirements

Special maintenance requirements may be necessary, for example, for certain components or assemblies after a breaking-in period.

Service and maintenance work will need to be performed more often or in addition if the vehicle is operated under arduous conditions or increased loads. Take great care when assessing the operating conditions under which your vehicle is primarily used.

i You can obtain up-to-date information concerning the particular maintenance requirements and maintenance intervals of your vehicle at any time from a qualified specialist workshop. Mercedes-Benz recommends that you use an authorized Mercedes-Benz Center.

Digital maintenance report

Digital Service Booklet (DSB)

The confirmation for the service and maintenance work carried out is processed in our central database. You obtain a printout of the service report, which you retain until the next service. In addition to the current service report, the complete service history of your vehicle is available at any time.

Your vehicle's service data is recorded twice, thoroughly documented and can no longer be lost. Every authorized Service Partner can give you information on your vehicle's service data. This way you can be helped as quickly as possible anywhere you are.

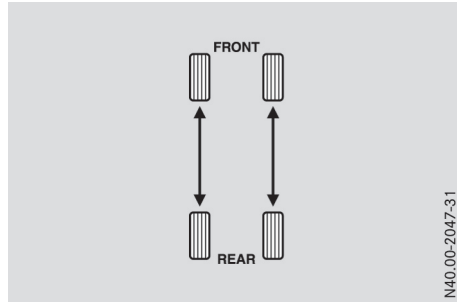
Tire rotation

Your vehicle's tires are a critical component to overall vehicle performance and stability. The useful life of tires will vary and is proportional to tire type, speed rating, ambient conditions, tire loads, tire inflation pressure, road surfaces, and individual driving style. For this reason, we recommend regularly checking wear and correct tire pressure as well as regularly rotating the tires, according to the appropriate tire configuration of the vehicle.

Tires can only be rotated on vehicles with the same tire size on the front and rear axles.

Tire rotation recommendations will likely necessitate a tire rotation at least at every maintenance service.

If your vehicle is equipped with tires of the same size, tires can be rotated by following a front-to-rear rotation pattern that will maintain the intended rotation (spinning) direction of the tire (on unidirectional tires, an arrow on the sidewall indicates the intended rotation or spinning direction of the tire).



Wheel rotation diagram

This Maintenance Booklet contains a practical wheel rotation confirmation page, which you can use to record the date and mileage for every wheel rotation (▷ page 3).

Regular checks

Check the following regularly, e.g. weekly, when refueling or prior to long journeys:

- **Engine oil level** – depending on the vehicle's equipment, check the engine oil level with the oil dipstick or with the checking system above the multifunction steering wheel/display. You can find further information on measuring the engine oil level in the vehicle Operator's Manual.
- **Coolant level** – you can find further information on checking the coolant level in the vehicle Operator's Manual.
- **Brake fluid level** – if the brake fluid needs to be refilled, consult an authorized Mercedes-Benz Center and have the cause determined, e.g. leakage or worn brakepads.
- **Windshield washer system** – add windshield washer fluid that has been mixed with an approved windshield washer solution/concentrate. Check the function of the system and the wiper blades.
- **Lighting system**
- **Tire condition and tire pressure** – check these at least once a month. Refer to the "Tires and wheels" section in the Operator's Manual for guidelines and the correct procedure for checking the tire condition and tire pressure.

Exhaust system maintenance

Emission Control System Caution - Gasoline Engines

Your vehicle is equipped with a three-way catalytic converter and lambda control. Therefore fulfilling the current emissions regulations. Follow our recommended maintenance instructions in order to ensure the proper operating state of your vehicle.

Note the following:

- a)** Only refuel vehicles with a gasoline engine with unleaded gasoline with a minimum of 87 octane according to the fuel pump. Refueling using unsuitable fuel can cause damage to the engine. You can find further information in the "Operating fluids and filling capacities" section of the vehicle Operating Instructions.
- b)** Under no circumstances refuel using leaded gasoline. This would result in damage to the emissions control system.
- c)** The specified maintenance work on the engine must be performed in full and at the required intervals. The correct ignition setting and spark plugs which are in correct working order are important, for example, for the catalytic converters to achieve the maximum possible service life. If the specified maintenance work is not performed properly, this can have an adverse effect your vehicle's emissions control system and its operating life.
- d)** Operation of the emissions control system must not be modified in any way. Alterations are not permissible by law. In addition, modifications could result in damage to catalytic converters, to higher fuel consumption and to a deterioration in the operating conditions of the engine.
- e)** Operational irregularities in the engine must be corrected immediately at an authorized Mercedes-Benz Center. Irregular operating conditions may adversely affect the proper operation of the emissions control system. If the Check Engine indicator lamp in the instrument cluster lights up while the engine is running, this is an indication of a potential malfunction in the engine management or emissions control system.

Description of Emission System Maintenance Jobs

The composition of the exhaust gases is not only influenced by the respective exhaust gas cleaning system or the respective emissions control system, but also by the various engine components and their settings.

For this reason, maintenance of the exhaust gas cleaning system or emissions control system must also include maintenance of these engine components. In practice, some of this work only involves tests. Nevertheless, these tests are important because irregularities, which could at a later stage result in poorer emission values, can be detected as early as possible. It is generally more cost-effective to have such issues remedied immediately, rather than waiting until they result in a need for expensive repairs. The maintenance intervals have been determined so that the vehicle, under normal operating conditions, should operate properly between maintenance services.

Changing engine oil and replacing engine oil filters

Change engine oil and replace engine oil filters in accordance with the specified service intervals. If the oil consumption increases, you must determine the reason and take the necessary steps to remedy the problem. Do not reset the service interval display if you have refilled or changed oil outside the specified service intervals.

Replacing the air filter

Replace the air filter in accordance with the specified service intervals. In operating conditions where large dust levels are generated, the air filter must be replaced more regularly than is indicated by the service interval display. Before removing it, clean the cover and the housing of the air filter.

Replacing the fuel filter

(if applicable)

Replace the fuel filter in accordance with the specified maintenance interval.

Check engine poly-V-belt condition

The poly-V-belt is subject to wear and aging. It must be checked for cracks and wear according to the specified maintenance intervals. Replace the poly-V-belt, if necessary.

Replace spark plugs

Spark plugs are subject to electrode erosion and must be replaced according to the specified maintenance intervals, or more frequently as may be required when subject to severe operating conditions.

Service records

Confirmation that the service and maintenance work has been carried out is entered in the Digital Service Booklet (DSB) (▷ page 3).

No other repair work that may have been performed on your vehicle is recorded or documented in this Maintenance Booklet. Therefore, keep these receipts together with the documents for your vehicle.

Information relevant to the warranty can be found in your service and warranty information booklet.

Your authorized Mercedes-Benz Center will be happy to provide you with all necessary information on the maintenance of your vehicle.

| | |
|-------|----------|
| Date: | Mileage: |
| Date: | Mileage: |
| Date: | Mileage: |
| Date: | Mileage: |
| Date: | Mileage: |
| Date: | Mileage: |
| Date: | Mileage: |
| Date: | Mileage: |
| Date: | Mileage: |
| Date: | Mileage: |
| Date: | Mileage: |
| Date: | Mileage: |
| Date: | Mileage: |
| Date: | Mileage: |
| Date: | Mileage: |
| Date: | Mileage: |
| Date: | Mileage: |
| Date: | Mileage: |
| Date: | Mileage: |
| Date: | Mileage: |
| Date: | Mileage: |



Confirmation

